



**STIRLING HOUSE
FINANCIAL SERVICES**

Quarterly Update

DMS Stirling House Monthly Income Fund

30th September 2021

Performance Commentary

Investment Objective

To preserve capital and achieve an income return, over the medium term, that is in excess of short term money market interest rates.

Investment Policy

The Fund will seek to achieve its investment objective by gaining exposure predominantly to money market instruments, fixed interest securities, cash and near cash with some global equities.

The Fund may also invest directly or indirectly in other transferable securities and collective investment schemes which may have exposure to alternatives such as commodities, loans, hedge funds, private equity and property.

The Fund may make use of derivatives for efficient portfolio management.

Fund Performance can also be viewed online at
www.TrustNet.com

Search:
DMS Stirling House Monthly Income

This factsheet has been issued by Stirling House Financial Services Ltd who are authorised and regulated by the Financial Conduct Authority under the firm reference 413234.

Notes

For further details before making an investment please ask your Financial Adviser for the full Prospectus or KIID, or contact Waystone Management (UK) Limited directly, or visit www.waystone.com website.

* Under normal circumstances this charge will be waived, contact Stirling House Financial Services Ltd for further clarification.

**This figure was calculated as of 30/06/2021 for the A ACC share class and includes the annual management fees and the fund administration charges.

Global equities declined during the third quarter. Investors grew increasingly nervous about China-based property developer Evergrande possibly defaulting on its debt. Added to this were worse-than-expected macroeconomic data and rising prices leading to fears of higher interest rates. US and UK government bond yields increased significantly in September as central bankers reasserted their commitment to tackling inflation, despite months of dismissing price rises as transitory. The best performing assets over the quarter were linked to the rising oil & gas prices. Elsewhere, Japanese equities managed to buck the trend thanks to an improving Covid-19 vaccination programme, which meant the 'state of emergency' was lifted in September for the first time since April. This bolstered investor sentiment.

The top contributor over Q3 was APAX Global Alpha, a global private equity house. They have had an impressive year in general helped by the disposal of 4 of their companies, whilst maintaining a very healthy onboarding pipeline.

Home Depot has had another good quarter. It is the largest home improvement retailer in the US, and continues to go from strength to strength.

Of the detractors, Amgen had a challenging month. This came as a result of disappointing Q2 results combined with a tax dispute with the IRS over transfer pricing between the US and Puerto Rico.

With respect to transactions, we took the opportunity to start a position in Takeda pharmaceuticals, a quality name in the reopening Japanese market. The fund decided to sell out of Bridgestone Corp.

Source: Sarasin & Partners LLP, 30 September 2021

Fund Facts

Fund Structure	NURS (Non-UCITS Retail Fund)	
Fund Launch Date	18 February 2013	
Fund Currency	GBP	
Registered for Sale	Authorised in the UK by the FCA	
Initial Charges*	5%	
Ongoing Charge**	1.44%	
Fund Dealing	Daily	
Cut-Off Point	12 noon on a Dealing Day	
Pricing Frequency	Daily	
Interim Income Allocation Date	Monthly (last calendar day of each month)	
Income Distribution Date	Last business day of each month (in arrears)	
Target Return Benchmark	UK Cash 3m Libor	
IA Sector	IA Mixed Investment 0-35% Shares	
	Acc Class	Inc Class
Launch Price	£1.00	£1.00
Minimum Investment	£5,000	£5,000
Annual Management Fee	0.70%	0.70%
	Acc Class	Inc Class
Codes		
SEDOL	B99R123	B99R134
ISIN	GB00B99R1237	GB00B99R1344

Investment Manager

Sarasin & Partners LLP is a London-based asset management group that manages investments on behalf of charities, institutions, intermediaries, pension funds and private clients, from the UK and around the world. The group employs 243 people and manages approximately £19.9 billion*.

Sarasin & Partners is known both as a market leader in thematic investment and for long-term income and dividend management across multi-asset and equity mandates. Consistent with a longer-term approach is a commitment to “stewardship” principles, embedding environmental, social and governance considerations into the investment process.

Sarasin & Partners is 55% owned by Bank J. Safra Sarasin Ltd and 45% owned by its London-based partners.

J. Safra Sarasin Group is one of the largest private banking groups in Switzerland. As at the end of December 2018 it managed total client assets of approximately £132 billion and employed around 2,151 staff.

*Source: Sarasin & Partners LLP, 30 September 2021

Stirling House

Stirling House Financial Services Limited was established in 2003 as an independently owned firm specialising in the provision of face-to-face financial advice.

We have a proven track record in providing investment advice and with our close partnership with Sarasin have the ability to offer bespoke fund management solutions.

Our funds have been specifically designed to be managed within predefined risk constraints whilst giving investors exposure to a range of investments managed globally. This provides you with all the economies of scale and gives you access to professional fund management and expertise, allowing us to offer our Clients the opportunity of aiming to obtain consistent, superior investment performance over the long term.

The Stirling House Funds are collective investment schemes authorised and regulated in the UK by the Financial Conduct Authority. This provides the reassurance that these Funds are being managed to the highest standards as one would expect as a Client of Stirling House.

Fund Outlook *from Sarasin & Partners*

Although infection rates are rising in some parts of the world, mass vaccination rollouts mean that hopes of returning to normal are slowly being realised. And while this is undeniably positive news, there remains significant challenges for economies around the world. Rising inflation, supply chain shortages and higher energy prices will need to be watched closely for their impact on economic growth. It will also impact the monetary policies of various central banks around the world. In addition, a potential economic shock emanating from China – as investors continue to watch the unfolding Evergrande story – cannot be discounted.

To revive economies, policy makers have drawn on their playbook from the 2008 Financial Crisis. Trillions in fiscal stimulus have also been pledged, targeting societal inequality with ‘levelling up’ policies, and industry stimulus such as US President Joe Biden’s proposed infrastructure package and the UK’s ‘Green Budget’. Crucially, governments’ mentality towards debt has shifted, meaning we’re unlikely to see a return to the austerity that followed the 2008 crisis.

We expect trends that have accelerated due to the pandemic – such as e-commerce and working from home – are here to stay. Opportunities will be driven by the shift to a more digital world, automation, climate change mitigation and adaptation.

Despite the challenges, we remain positive on the prospects for a recovery in the coming year and beyond, supported by international vaccination efforts. Ultimately, the reaction function of central banks to inflation and economic data is likely to be the defining factor for asset markets over the next 12 months.



Henning Meyer
Fund Manager



SARASIN
& PARTNERS



Mark Van Moorsel
Fund Manager

Top 10 Key Holdings

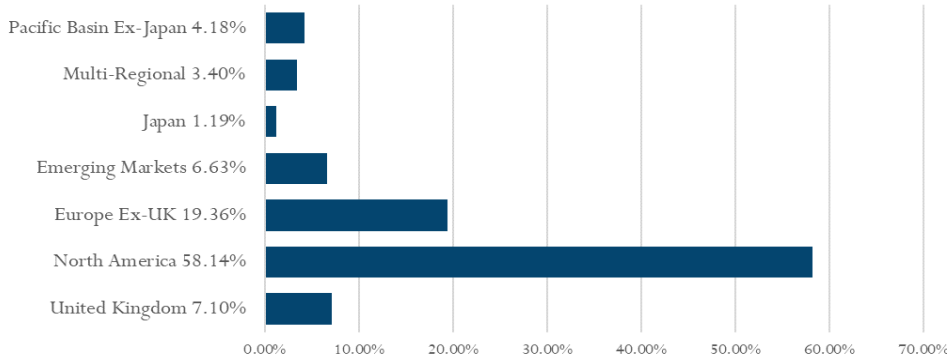
SEQUOIA ECONOMIC INFRASTRUCT
SARASIN GLOBAL HIGHER DIVIDEND CLASS I
(GBP HEDGED) INC
UK TSY GILT 3.75% 22/07/52 GBP

UK TSY GILT 4.25% 07/12/40 GBP
UK TSY GILT 3.50% 22/07/68 GBP
UK TSY GILT 5.00% 07/03/25 GBP
GREEN UK TSY GILT 0.8750% 31/07/33 GBP

UK TSY GILT 4.50% 07/12/42 GBP
BROADCOM INC
SARASIN RESPONSIBLE CORPORATE
BOND-Z INC

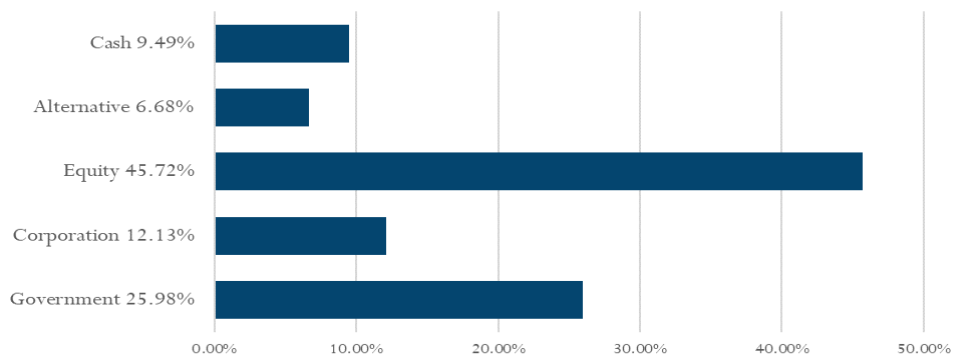
Source: Sarasin & Partners LLP, 30 September 2021

Geographic Equity Allocation



This chart shows how the investments in the fund are proportioned over various geographic regions.

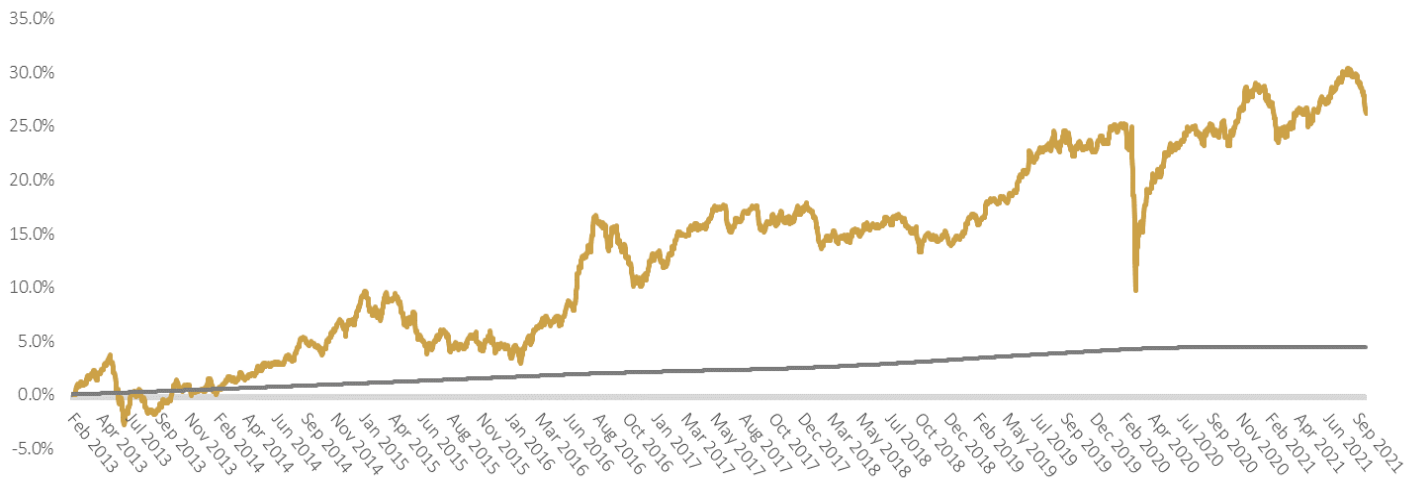
Asset Allocation



This chart shows how the investments in the fund are proportioned over various asset classes.

Source: Sarasin & Partners LLP, 30 September 2021

DMS Stirling House Monthly Income Fund



- DMS Stirling Monthly Income - UK Cash LIBOR 3 Month*

Data from 18 Feb 2013 to 30 September 2021

Performance	01/10/2016 to 30/09/2017	01/10/2017 to 30/09/2018	01/10/2018 to 30/09/2019	01/10/2019 to 30/09/2020	01/10/2020 to 30/09/2021	19/02/2013 to 30/10/2021
DMS Stirling House Monthly Inc.	8.38%	-0.61%	2.84%	-1.66%	7.60%	24.79%
UK Cash LIBOR 3 Month*	0.45%	0.42%	0.82%	0.77%	0.14%	4.42%

Please remember that past performance is not a guide to future performance

Source: Morningstar, 30 September 2021

* The price for the LIBOR 3 month is sourced from ICE

Fund Distributor / Sponsor

Stirling House Financial Services Limited
Administration Centre
PO Box 268
Malvern
WR14 9DD

Authorised Corporate Director

Waystone Management (UK) Limited
2nd Floor, 20-22 Bedford Row
Holborn
London
WC1R 4EB

Investment Manager

Sarasin & Partners LLP
Juxon House, 100 St Paul's Churchyard
London
EC4M 8BU

Auditor

Grant Thornton UK LLP
30 Finsbury Square
London
EC2A 1AG

Administrator

CACEIS Bank, UK Branch
Broadwalk House, 5 Appold Street
London
EC2A 2DA

Trustee Depositary

CACEIS Bank, UK Branch
Broadwalk House, 5 Appold Street
London
EC2A 2DA

Stirling House Contact Details

Phone	Post	Email	Web
Tel: 0845 68 68 268	Administration Centre	Enquiries@Stirling-House.com	www.Stirling-House.com
Fax: 0845 68 68 269	PO Box 268 Malvern WR14 9DD		

Important Information

Past performance should not be seen as a guide to future performance. The value of the investments of the Fund and the income from them can fall as well as rise, it may be affected by exchange rate variations and you may not get back the amount originally invested. All details in this factsheet are provided for information purposes only and should not be misinterpreted as investment advice. This document is not an offer or recommendation to buy or sell shares in the fund. You should not act or rely on this document but should seek independent advice and verification in relation to its contents. Stirling House Financial Services Limited accepts no liability or responsibility whatsoever for any consequential loss of any kind arising out of the use of this document or any part of its contents.

The outlook expressed in this fact sheet represents the views of the Fund Manager at the time of preparation and are subject to change. They are not necessarily the views of Stirling House Financial Services Limited or of Waystone Management (UK) Limited (FCA N°429093). The asset allocations detailed within the factsheet are correct as at 30 September 2021 and are subject to change, whilst operating within the objectives of the Fund. The Fund Manager has the power to use derivatives but it is intended that these will only be used for the purpose of efficient portfolio management and not for investment purposes. Quoted yields are indicative, they do not take into account any fees or taxation and cannot be guaranteed.

This document does not explain all the risks involved in investing in the fund and therefore you should ensure that you read the Prospectus and the Key Investor Information Document (KIID) which contains further information including the applicable risk warnings.

Stirling House Financial Services Limited is authorised and regulated by the Financial Conduct Authority N° 413234.

Registered Office: Malvern View, Willow End Park, Blackmore Park Road, Welland, WR13 6NN. Registered in England and Wales N° 05112844.

Stirling House Financial Services Limited is a wholly owned subsidiary company of Mainstone Asset Management Limited.

Registered in England and Wales N° 07294049.