



**STIRLING HOUSE  
FINANCIAL SERVICES**

# Quarterly Update

DMS Stirling House Dynamic Fund

30th September 2021

## Performance Commentary

### Investment Objective

To achieve long term capital growth.

### Investment Policy

The Fund will seek to achieve its investment objective by gaining exposure predominantly to global equities with some exposure to money market instruments, fixed interest securities, cash and near cash. The investment manager may allocate the Fund towards particular investment themes, geographic areas and sectors. The Fund may be expected to have a relatively high degree of volatility.

It is anticipated that the Fund may be almost wholly invested through collective investment schemes. As the Fund grows in size, it is intended that the Fund will invest less in collective investment schemes and instead invest to a greater extent or wholly directly (where permitted) into the asset classes set out above.

The Fund may also invest directly or indirectly in other transferable securities and collective investment schemes which may have exposure to alternatives such as commodities, loans, hedge funds, private equity and property.

Fund Performance can also be viewed online at [www.TrustNet.com](http://www.TrustNet.com)

Search:

DMS Stirling House Dynamic

This factsheet has been issued by Stirling House Financial Services Ltd who are authorised and regulated by the Financial Conduct Authority under the firm reference 413234.

#### Notes

For further details before making an investment please ask your Financial Adviser for the full Prospectus or KIID, or contact Waystone Management (UK) Limited directly, or visit [www.waystone.com](http://www.waystone.com) website.

\* Under normal circumstances this charge will be waived, contact Stirling House Financial Services Ltd for further clarification.

\*\*This figure was calculated as of 30/06/2021 for the A ACC share class and includes the annual management fees and the fund administration charges.

Global equities declined during the third quarter. Investors grew increasingly nervous about China-based property developer Evergrande possibly defaulting on its debt. Added to this were worse-than-expected macroeconomic data and rising prices leading to fears of higher interest rates. Elsewhere, Japanese equities managed to buck the trend thanks to an improving Covid-19 vaccination programme, which meant the 'state of emergency' was lifted in September for the first time since April. This bolstered investor sentiment.

Positive contributors included ASML, the world leader in lithography equipment, which is vital to the semiconductor industry. Despite being one of the best performing investments for the year to date, we have reduced our holding in the stock for the sake of prudence, as it had become one of the largest positions in the portfolio. The share price has since fallen. Japan-based Daikin also added value during the quarter. The strong performance of the Japanese market has supported the air-conditioner manufacturer's share price. It also reported better-than-expected first-quarter results, thanks to robust demand from China.

Detractors included France-based manufacturer Alstom, after the acquisition of Bombardier led to unforeseen costs. Though disappointing, we still see a number of thematic opportunities for the rail company. We are currently reviewing our holding. China-based internet company Alibaba also weighed on returns, as the Chinese government's unexpected crusade against large internet companies intensified over the quarter. As things stand, we believe such worries are overstated and anticipate a recovery in the share price.

Over the course of the quarter we reduced our position in Orsted.

Source: Sarasin & Partners LLP, 30 September 2021

### Fund Facts

<b>Fund Structure</b>	NURS (Non-UCITS Retail Fund)
<b>Fund Launch Date</b>	18 February 2013
<b>Fund Currency</b>	GBP
<b>Registered for Sale</b>	Authorised in the UK by the FCA
<b>Initial Charges*</b>	5%
<b>Ongoing Charge**</b>	1.40%
<b>Fund Dealing</b>	Daily
<b>Cut-Off Point</b>	12 noon on a Dealing Day
<b>Pricing Frequency</b>	Daily
<b>Target Return Benchmark</b>	RPI +4.5%
<b>IA Sector</b>	IA Flexible Investment

<b>Launch Price</b>	£1.00
<b>Minimum Investment</b>	£5,000
<b>Annual Management Fee</b>	0.70%
<b>Codes</b>	<b>Acc Class</b>
<b>SEDOL</b>	B99R189
<b>ISIN</b>	GB00B99R1898

## Investment Manager

Sarasin & Partners LLP is a London-based asset management group that manages investments on behalf of charities, institutions, intermediaries, pension funds and private clients, from the UK and around the world. The group employs 243 people and manages approximately £19.9 billion\*.

Sarasin & Partners is known both as a market leader in thematic investment and for long-term income and dividend management across multi-asset and equity mandates. Consistent with a longer-term approach is a commitment to “stewardship” principles, embedding environmental, social and governance considerations into the investment process.

Sarasin & Partners is 55% owned by Bank J. Safra Sarasin Ltd and 45% owned by its London-based partners.

J. Safra Sarasin Group is one of the largest private banking groups in Switzerland. As at the end of December 2018 it managed total client assets of approximately £132 billion and employed around 2,151 staff.

\*Source: Sarasin & Partners LLP, 30 September 2021

## Stirling House

Stirling House Financial Services Limited was established in 2003 as an independently owned firm specialising in the provision of face-to-face financial advice.

We have a proven track record in providing investment advice and with our close partnership with Sarasin have the ability to offer bespoke fund management solutions.

Our funds have been specifically designed to be managed within predefined risk constraints whilst giving investors exposure to a range of investments managed globally. This provides you with all the economies of scale and gives you access to professional fund management and expertise, allowing us to offer our Clients the opportunity of aiming to obtain consistent, superior investment performance over the long term.

The Stirling House Funds are collective investment schemes authorised and regulated in the UK by the Financial Conduct Authority. This provides the reassurance that these Funds are being managed to the highest standards as one would expect as a Client of Stirling House.

## Fund Outlook *from Sarasin & Partners*

Although infection rates are rising in some parts of the world, mass vaccination rollouts mean that hopes of returning to normal are slowly being realised. And while this is undeniably positive news, there remains significant challenges for economies around the world. Rising inflation, supply chain shortages and higher energy prices will need to be watched closely for their impact on economic growth. It will also impact the monetary policies of various central banks around the world. In addition, a potential economic shock emanating from China – as investors continue to watch the unfolding Evergrande story – cannot be discounted.

To revive economies, policy makers have drawn on their playbook from the 2008 Financial Crisis. Trillions in fiscal stimulus have also been pledged, targeting societal inequality with ‘levelling up’ policies, and industry stimulus such as US President Joe Biden’s proposed infrastructure package and the UK’s ‘Green Budget’. Crucially, governments’ mentality towards debt has shifted, meaning we’re unlikely to see a return to the austerity that followed the 2008 crisis.

We expect trends that have accelerated due to the pandemic – such as e-commerce and working from home – are here to stay. Opportunities will be driven by the shift to a more digital world, automation, climate change mitigation and adaptation.

Despite the challenges, we remain positive on the prospects for a recovery in the coming year and beyond, supported by international vaccination efforts. Ultimately, the reaction function of central banks to inflation and economic data is likely to be the defining factor for asset markets over the next 12 months.



**Henning Meyer**  
Fund Manager



**SARASIN  
& PARTNERS**

## Top 10 Key Holdings

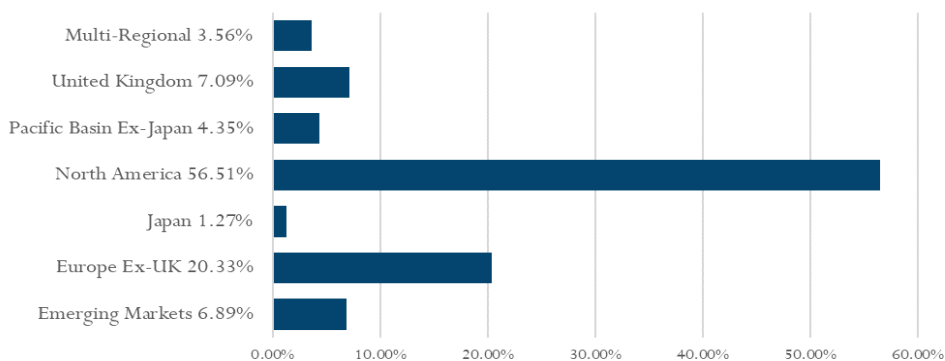
SARASIN RESPONSIBLE CORPORATE BOND  
-Z INC  
ALPHABET INC-CL C  
AMAZON.COM INC

HOME DEPOT INC  
CME GROUP INC  
ASML HOLDING NV  
MASTERCARD INC-A

JP MORGAN CHASE&CO  
MICROSOFT CORP  
AIA GROUP LTD

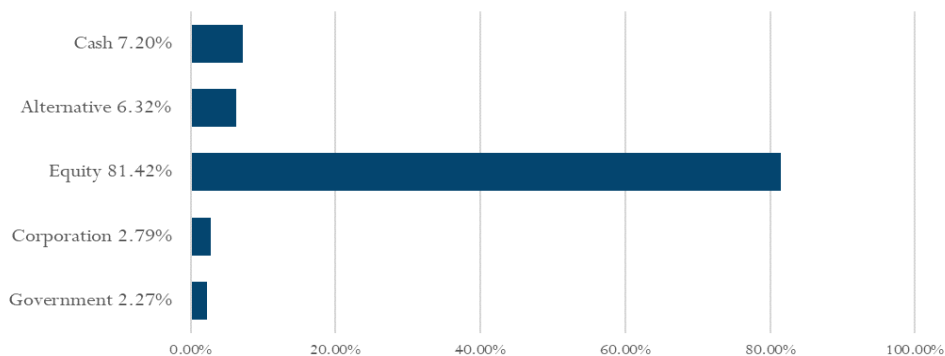
Source: Sarasin & Partners LLP, 30 September 2021

## Geographic Equity Allocation



This chart shows how the investments in the fund are proportioned over various geographic regions.

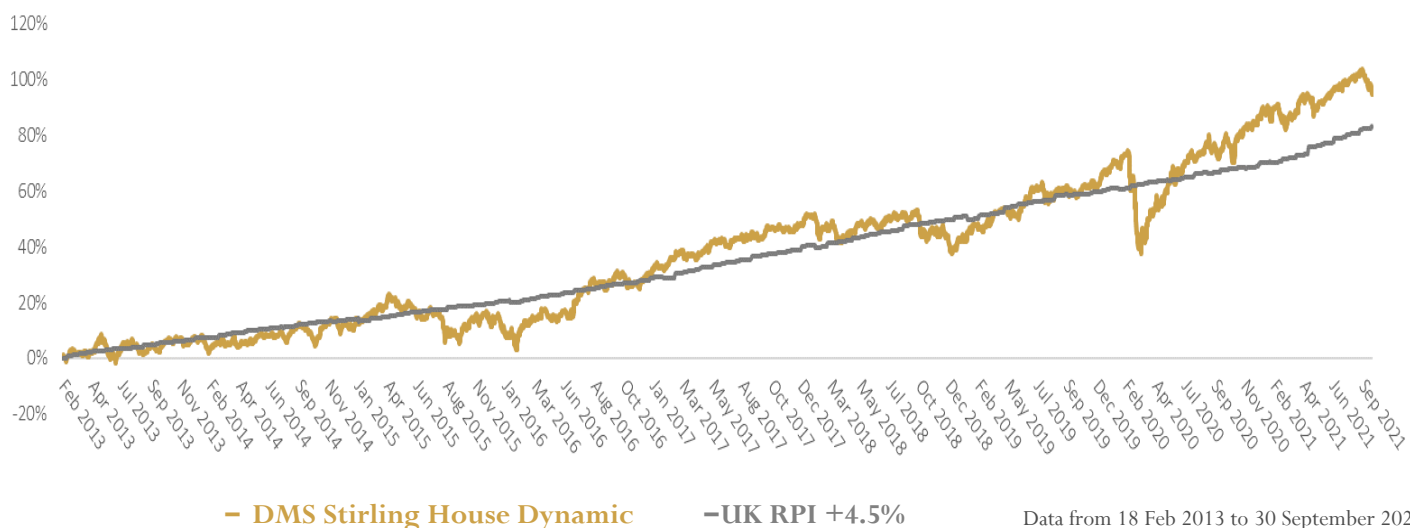
## Asset Allocation



This chart shows how the investments in the fund are proportioned over various asset classes.

Source: Sarasin & Partners LLP, 30 September 2021

## DMS Stirling House Dynamic Fund



Performance	01/10/2016 to 30/09/2017	01/10/2017 to 30/09/2018	01/10/2018 to 30/09/2019	01/10/2019 to 30/09/2020	01/10/2020 to 30/09/2021	19/02/2013 to 30/09/2021
DMS Stirling House Dynamic	13.58%	6.07%	5.57%	8.15%	11.85%	94.66%
RPI +4.5%	8.52%	7.92%	7.03%	5.69%	9.57%	83.43%

**Please remember that past performance is not a guide to future performance**

Source: Morningstar, 30 September 2021

### Fund Distributor / Sponsor

Stirling House Financial Services Limited  
Administration Centre  
PO Box 268  
Malvern  
WR14 9DD

### Authorised Corporate Director

Waystone Management (UK) Limited  
2nd Floor, 20-22 Bedford Row  
Holborn  
London  
WC1R 4EB

### Investment Manager

Sarasin & Partners LLP  
Juxon House, 100 St Paul's Churchyard  
London  
EC4M 8BU

### Auditor

Grant Thornton UK LLP  
30 Finsbury Square  
London  
EC2A 1AG

### Administrator

CACEIS Bank, UK Branch  
Broadwalk House, 5 Appold Street  
London  
EC2A 2DA

### Trustee Depositary

CACEIS Bank, UK Branch  
Broadwalk House, 5 Appold Street  
London  
EC2A 2DA

## Stirling House Contact Details

#### Phone

Tel: 0845 68 68 268

Fax: 0845 68 68 269

#### Post

Administration Centre

PO Box 268

Malvern WR14 9DD

#### Email

Enquiries@Stirling-House.com

#### Web

www.Stirling-House.com

## Important Information

**P**ast performance should not be seen as a guide to future performance. The value of the investments of the Fund and the income from them can fall as well as rise, it may be affected by exchange rate variations and you may not get back the amount originally invested. All details in this factsheet are provided for information purposes only and should not be misinterpreted as investment advice. This document is not an offer or recommendation to buy or sell shares in the fund. You should not act or rely on this document but should seek independent advice and verification in relation to its contents. Stirling House Financial Services Limited accepts no liability or responsibility whatsoever for any consequential loss of any kind arising out of the use of this document or any part of its contents.

The outlook expressed in this fact sheet represents the views of the Fund Manager at the time of preparation and are subject to change. They are not necessarily the views of Stirling House Financial Services Limited or of Waystone Management (UK) Limited (FCA N°429093). The asset allocations detailed within the factsheet are correct as at 30 September 2021 and are subject to change, whilst operating within the objectives of the Fund. The Fund Manager has the power to use derivatives but it is intended that these will only be used for the purpose of efficient portfolio management and not for investment purposes. Quoted yields are indicative, they do not take into account any fees or taxation and cannot be guaranteed.

This document does not explain all the risks involved in investing in the fund and therefore you should ensure that you read the Prospectus and the Key Investor Information Document (KIID) which contains further information including the applicable risk warnings.

Stirling House Financial Services Limited is authorised and regulated by the Financial Conduct Authority N° 413234.

Registered Office: Malvern View, Willow End Park, Blackmore Park Road, Welland, WR13 6NN. Registered in England and Wales N° 05112844.

Stirling House Financial Services Limited is a wholly owned subsidiary company of Mainstone Asset Management Limited.

Registered in England and Wales N° 07294049.